

# FACTS & FIGURES

## ABOUT MIGRATION (EU)

- Spreading mis- & disinformation can severely impact our democratic processes.
- Knowing the basic facts and figures on a particular topic can help build our immunity against infodemics!
- Let's check out some facts & figures about migration!



[immune2infodemic.eu](https://immune2infodemic.eu)

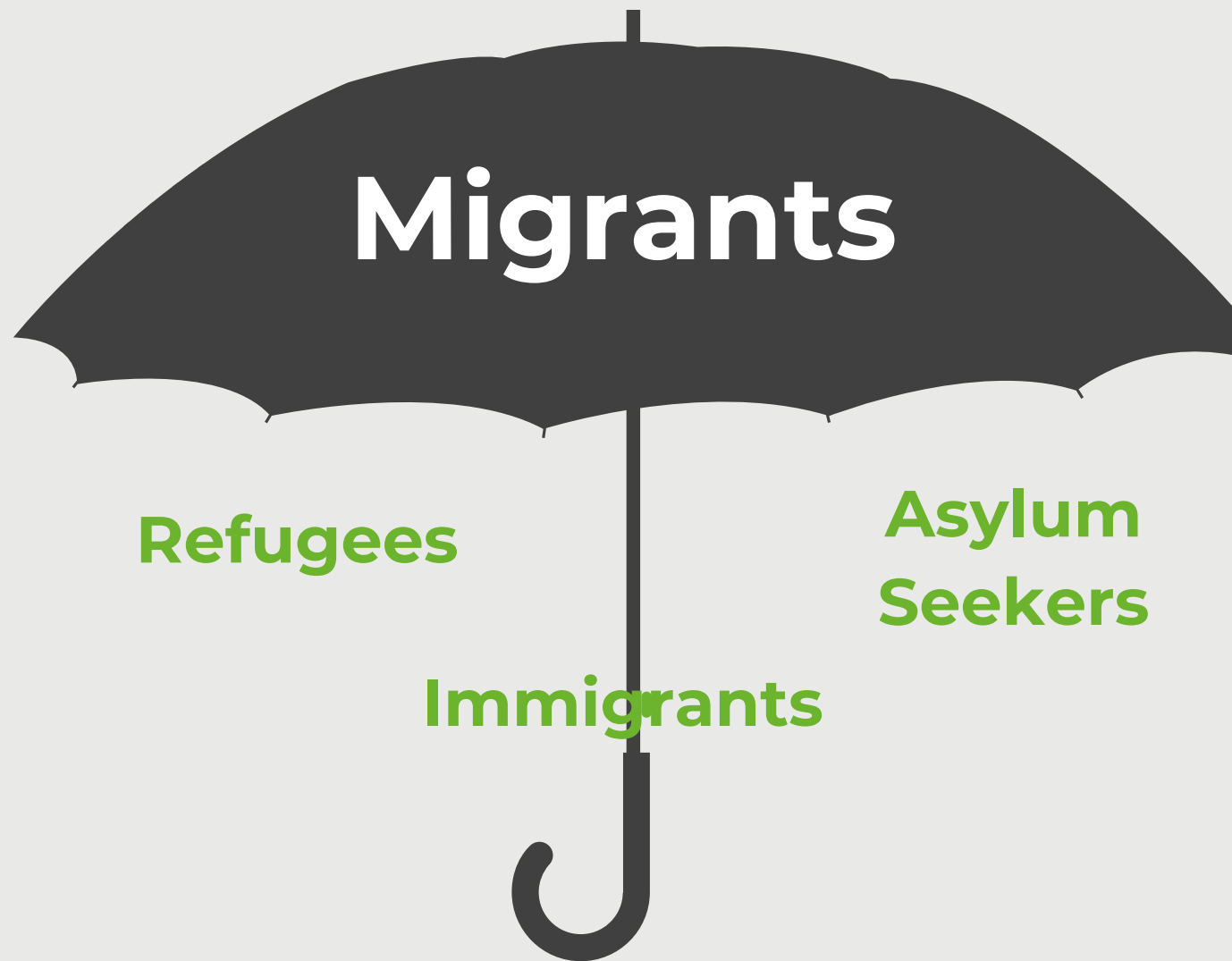


Funded by  
the European Union

**IMMUNE  
INFODEMIC** 

**FACT 1**

**MIGRANT ≠ REFUGEE**



**All refugees are migrants.  
But, NOT all migrants are refugees.**

UNHCR



Funded by  
the European Union

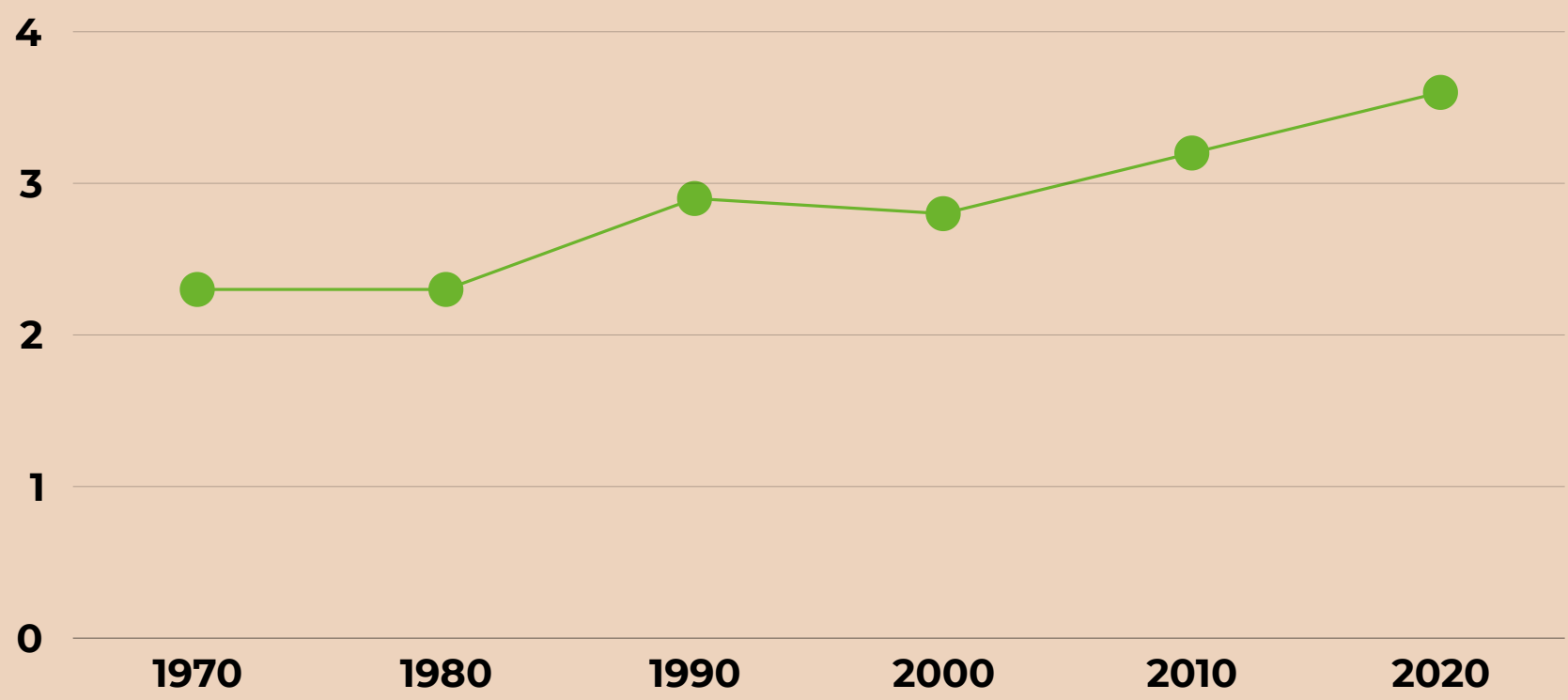
[immune2infodemic.eu](http://immune2infodemic.eu)





## FACT 2

**The proportion of international migrants in relation to the world population has remained relatively stable in the past five decades.**



**Migrants as a percentage of world's population**

IOM



## FACT 3

**Right to seek asylum is a  
fundamental HUMAN RIGHT.**

***“Everyone has the right to seek and to  
enjoy in other countries asylum from  
persecution.”***



Art. 14 (1) Universal Declaration of Human Rights



Funded by  
the European Union

[immune2infodemic.eu](https://immune2infodemic.eu)



## FACT 4

# 23.7 million


**non-EU citizens**  
were living in the EU in 2023.



# 6.1%

OF THE EUROPEAN  
POPULATION

EUROSTAT



Funded by  
the European Union

[immune2infodemic.eu](https://immune2infodemic.eu)

**IMMUNE  
INFODEMIC** 



## FACT 5

# EU Labour Shortages

TOP 5 Sectors of labour shortage in EU (% of firms)

- 1. Services to buildings (81 %)
- 2. Security services (80 %)
- 3. Employment services (78 %)
- 4. Computer programming (62 %)
- 5. Land transport (49%)

**Due to labour market shortage,  
the EU is encouraging labour migration  
from third countries.**

EPRS



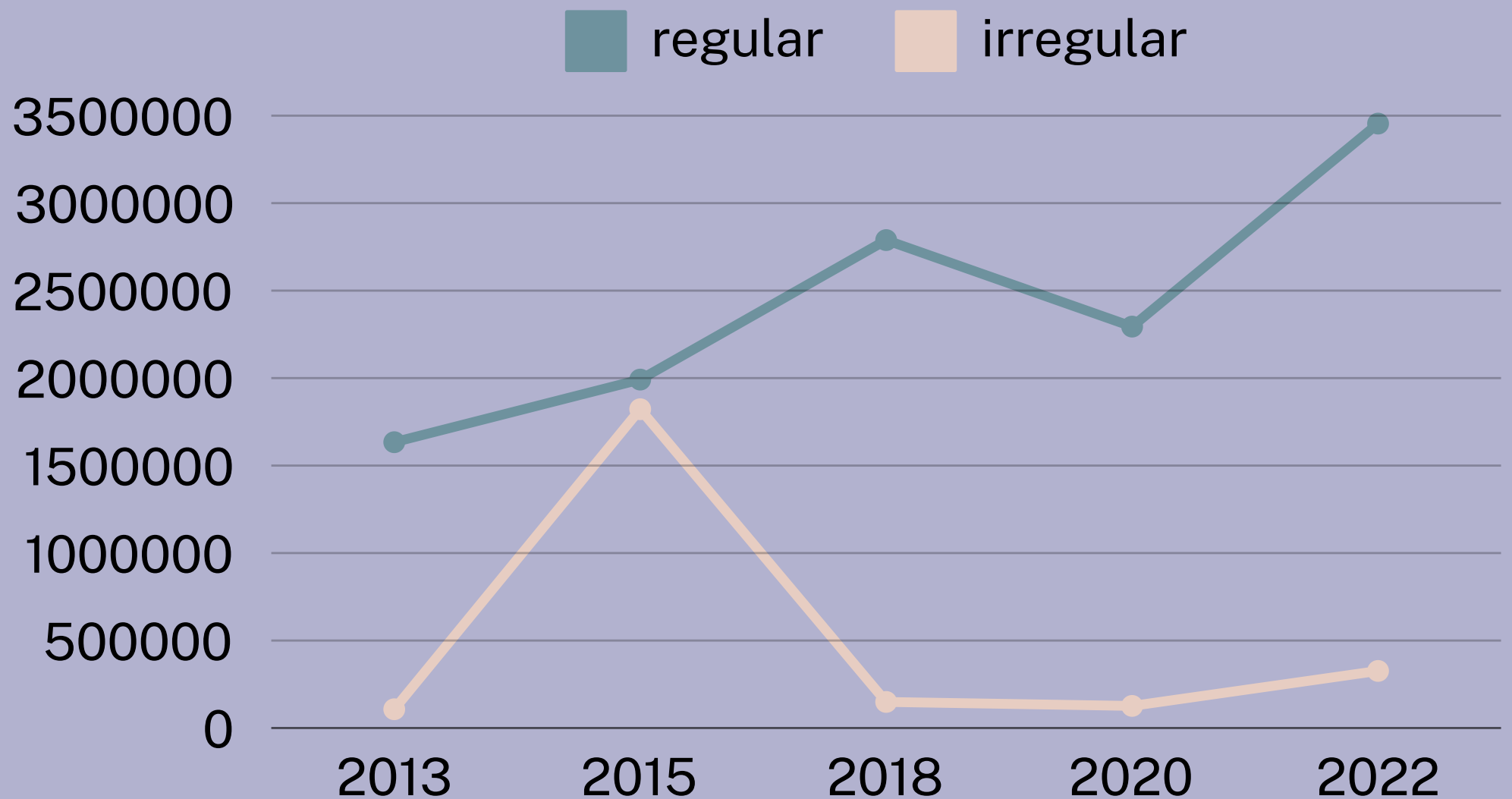
Funded by  
the European Union

[immune2infodemic.eu](https://immune2infodemic.eu)



## FACT 6

### Migration Flows to Europe



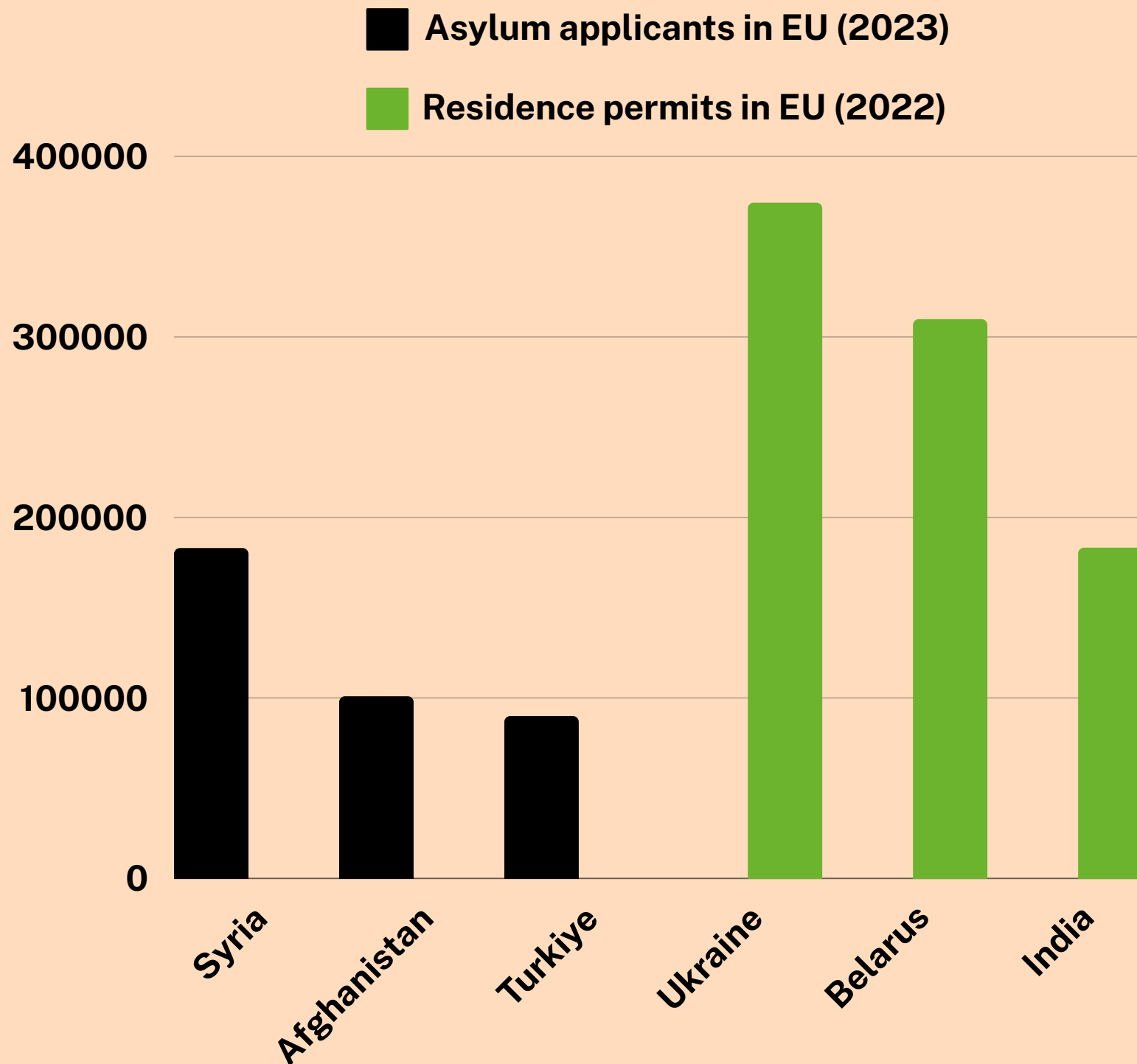
European Commission

**4.25 million total net immigration to the EU in 2022.  
Irregular entries account for a small fraction of it.**

# FACT 7



## TOP 3 Nationalities



EUROSTAT



# FACT 8



## Drivers of Migration to Europe



**INTERNATIONAL PROTECTION**  
12%

93% Croatia  
74% Romania,  
73% Malta

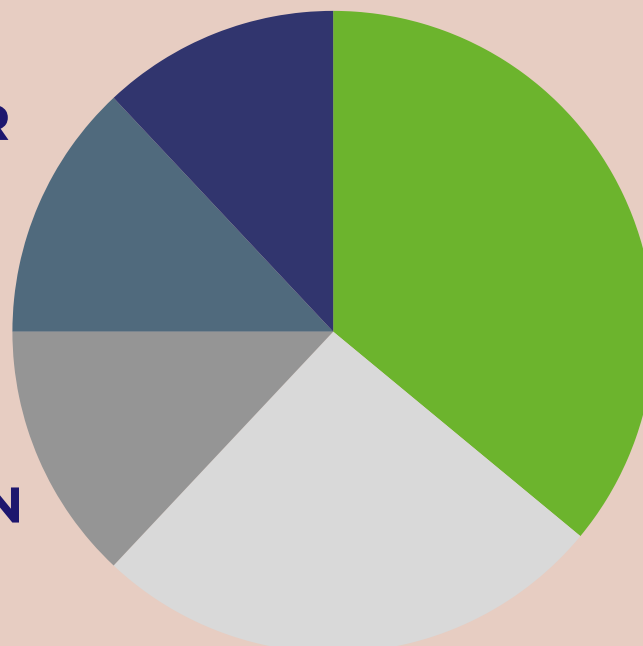
**OTHER**  
13%

**WORK**  
36%

Austria (50%)

**EDUCATION**  
13%

Ireland (48%),  
France (32%)



Belgium (49%),  
Luxembourg and  
Greece (both 45%)



**FAMILY**  
26%

**Residence permits in the EU in 2022**

EUROSTAT



**WORK and FAMILY have the biggest share among drivers.**

Developed by



**#immune2infodemic**

[immune2infodemic.eu](http://immune2infodemic.eu)



Funded by  
the European Union

